

Transmission and Reflection Properties of Composite Double Negative Metamaterials in Free-Space

Ekmel Ozbay, *Member, IEEE*, Koray Aydin, Ertugrul Cubukcu, and Mehmet Bayindir

Abstract—We measured the transmission and reflection properties of the split-ring-resonators (SRRs), discontinuous thin wires, and composite double negative metamaterial structures in free space. Our X-band measurement of the composite double negative metamaterial structure exhibits a high transmission magnitude for frequencies at which both SRR and the thin wires have effective negative permeability and permittivity, respectively.

Index Terms—Metamaterials, photonic band gap, split ring resonator, plasma frequency.

I. INTRODUCTION

COMPOSITE metamaterials (CMMs) have inspired great interest due to their unique physical properties and novel applications of these materials [1-6]. Two important parameters, electrical permittivity ϵ and magnetic permeability μ , determine the response of the material to the electromagnetic radiation. Generally, ϵ and μ are both positive in ordinary materials. While ϵ could be negative in some materials (for instance, ϵ possesses negative values below plasma frequency of metals), no natural materials with negative μ are known. However, for certain structures which are called left-handed materials (LHM), both the effective permittivity ϵ_{eff} and permeability μ_{eff} possess negative values. In such materials the index of refraction, n , is less than zero, and therefore, phase and group velocity of an electromagnetic (EM) wave can propagate in opposite directions. The phenomena of negative index of refraction was first theoretically proposed by Veselago in 1968, he also investigated various interesting optical properties of the negative index structures [7].

A negative permittivity medium can be obtained by arranging thin metallic wires periodically [8,9]. The continuous wire structure behaves like a high-pass filter which means that the effective permittivity will take negative values below the plasma frequency [8]. However, for discontinuous

wire structures, the negative permittivity region does not extend to zero frequency, and there appears a stop band around the resonance frequency.

On the other hand, a negative effective magnetic permeability medium is difficult to obtain. In 1999, Pendry and his co-workers have suggested that an array of split ring resonators (SRRs) might exhibit a negative effective magnetic permeability for frequencies close to the resonance frequency of these structures [10]. By combining these SRRs and thin wires, Smith and his co-workers reported the first experimental demonstration of left-handed metamaterials [1]. This was later followed by direct measurement of negative index of refraction [3]. All of these measurements were performed in a waveguide chamber which limited one of the dimensions of the LHM structures to a maximum of 3 cells. Recently, Ziolkowski and Heyman investigated wave propagation in double negative composite metamaterials [4].

In this work, we report the transmission and reflection properties of double negative composite metamaterials in free space. To our knowledge, this is the first reflection measurements of composite metamaterials reported in scientific literature.

II. SPLIT RING RESONATORS

The negative permeability medium that consists of periodical arrangement of copper SRRs is constructed on a circuit board [5]. The board has a refractive index of 2.1 and a thickness of 1.5 mm. The details of the single SRR structure is shown in Fig.1a. It consists of two rings separated by a gap, which is similar to the SRR structures in Ref. [1]. Figure 1b displays the stacked negative μ medium with parameters $N_x=15$, $N_y=15$, and $N_z=20$ units cells along each direction. The periodicity along x , y , and z axes are $a_x=9.3$ mm, $a_y=9$ mm, and $a_z=6.5$ mm. The transmission, reflection, and phase measurements are performed in free space by using an HP 8510C network analyzer and microwave horn antennas [5]. For all measurements, EM waves propagate along the x -direction. The electric field polarization is kept along the y -axis, and magnetic field polarization is kept along the z -axis. The distance between the horn antennas is kept at 40 cm for all measurements to get rid of near field effects.

The measured transmission and reflection characteristics of the SRR medium are displayed in Fig. 2. The data shows that the

Manuscript received October 14, 2002. This work was supported by NATO Grant No. SfP971970, and European Union Project EU-DALHM.

The authors are with the Department of Physics, Bilkent University, Bilkent, 06533 Ankara, Turkey. (corresponding author to provide phone: +90 312 2901966; fax: +90 312 2664579; e-mail: ozbay@fen.bilkent.edu.tr).

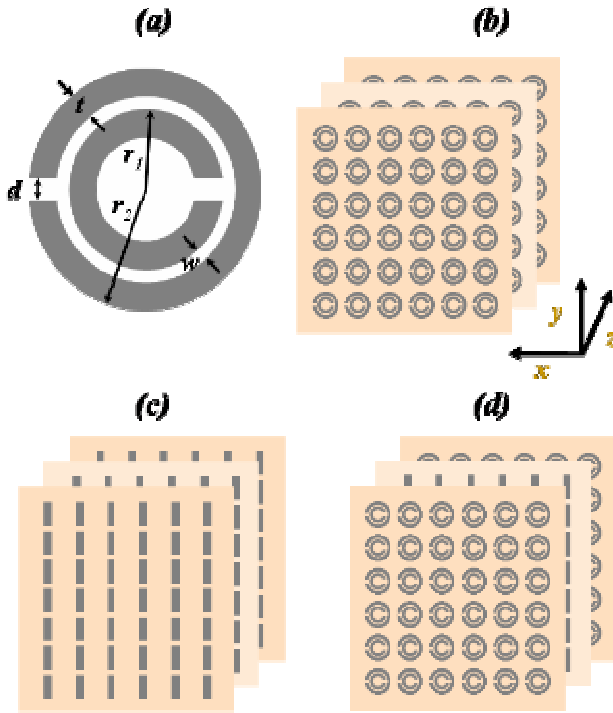


Fig. 1. (a) A single copper SRR with parameters $r_1=2.5$ mm, $r_2=3.6$ mm, $d=w=0.2$ mm, and $t=0.9$ mm. Schematic drawing of (b) the negative μ medium, (c) the negative ϵ medium, and (d) the composite double negative metamaterial.

structure has four significant pass bands, along with four stop bands throughout the spectrum. For the first pass band, the transmission is measured to be higher than unity. As we have a passive structure with no gain, this can be explained by the lensing effect along with the experimental error due to the overall size of the crystal (which is around a few wavelengths at these low frequencies). The magnitude of transmission of the pass bands decrease for higher order pass bands. While the second pass band has a peak transmission of -5 dB, this reduces to -10 dB for the fourth pass band. The measured reflections at the first and second stop bands are measured to be near unity. So, we can safely claim that these structures perfectly reflect the EM waves for the lower stop bands. However, the measured reflection for the higher stop bands is around -5 dB which is well below unity. This suggests that the EM waves are partially scattered within the structure at the higher stop bands. The measured photon lifetime for the first pass band, which is derived from phase measurements, is plotted in the inset of Fig. 2. As shown in the figure, the delay time significantly increases near the band edges. The photon lifetime near the lower edge of the first pass band is ~ 80 nsec, which is $160\times$ larger than the time required for the EM waves to propagate along the structure. So, the SRR structure reduces the speed of light at this frequency by a factor of 180 . For the upper edge, the lifetime is ~ 40 nsec, which corresponds to a $80\times$ reduction for the speed of light.

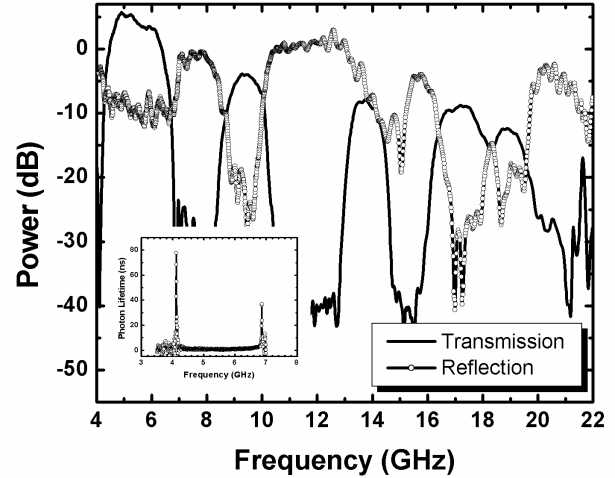


Fig. 2. Measured broad-range transmission and reflection spectra of the SRR medium along x direction in free space. The transmission spectrum exhibits series stop bands and pass bands. The negative permeability regions do not allow the propagation of electromagnetic waves through the SRR structure. Inset: Measured delay time, photon lifetime, as a function of frequency. The delay time increases rapidly as we approach the band edges.

III. THIN WIRES

The thin wire crystal is constructed by depositing discontinuous wire strips, of height 8.65 mm, on the circuit board (see Fig. 1c). The thickness of the stripes is 0.9 mm and the gap between the two stripes is 0.35 mm. As shown in Fig. 1c, the thin wire strips with parameters $N_x=15$, $N_y=15$, $N_z=20$ units cells are stacked along each direction. The periodicity along x , y , and z axis are $a_x=9.3$ mm, $a_y=9$ mm, and $a_z=6.5$ mm, respectively.

The measured transmission and reflection characteristics of the thin wire structures are displayed in Fig. 3. In contrary to the continuous wire structures [8] that exhibit a stop band with no lower edge, the present configuration exhibits a stop band with a well-defined lower edge due to the discontinuous nature of the wires. The stop band of the discontinuous thin wire structure extends from 6 GHz to 18 GHz. The transmission of the structure for the lower pass-band is higher than unity. This high transmission again can be explained by the lensing effect and the crystal size restrictions described earlier. The transmission of the structure for the higher pass-band is measured to be less than -10 dB. The reflection measurement indicates that all of the incident EM waves are reflected back from the structures within the stop band. So, the structure behaves like a good mirror throughout the stop-band. For the pass-band region, the measured reflection is near -15 dB. As the transmitted power is also low at these frequencies, we can conclude that the EM waves can not efficiently couple into propagating modes and strongly scatter within the structure.

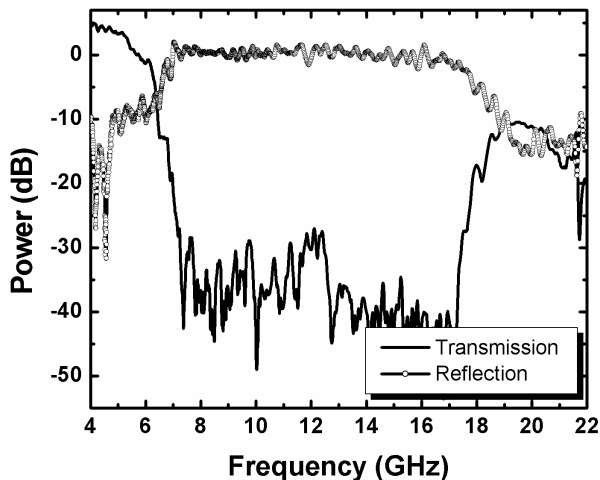


Fig. 3. Measured transmission and reflection characteristics of the thin wire medium. The transmission spectrum exhibits a wide stop band extending from 7 to 18 GHz. The lower pass band is observed due to discontinuous nature of the wires. The reflection data also indicates the strong rejection of electromagnetic waves from the crystal for the negative permittivity region.

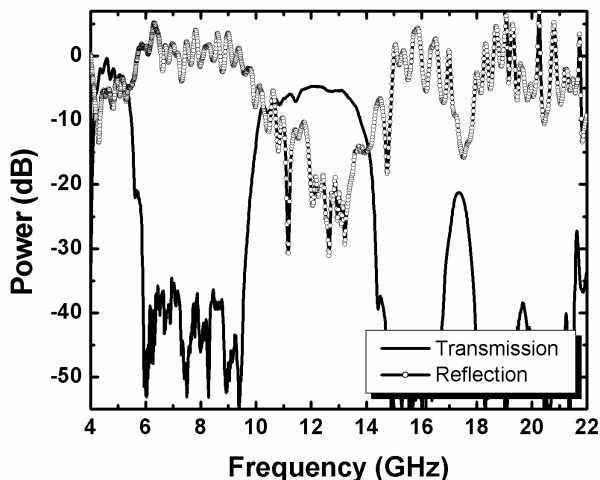


Fig. 4. Measured transmission and reflection spectra of the double negative composite metamaterials. Relatively high power, -4.5 dB, is measured between frequencies 9.5 and 14.5 GHz in which both effective permittivity and permeability have negative values. The reflection spectrum also has average -20 dB rejection throughout this region.

IV. COMPOSITE METAMATERIALS

The composite structure is constructed by stacking the SRR and wire mediums periodically as shown in Fig. 1d. The periodicity along z direction is $a_z = 6.5$ mm, the same as in SRR and wire mediums. The measured transmission and reflection properties of the composite metamaterial are displayed in Fig. 4. There appears a broad pass band extending from 9.6 to 14.3 GHz. The average transmission within the pass band is around -4.5 dB, corresponding to a transmission -0.3 dB for each unit cell. This transmission is significantly higher than the previously reported composite metamaterial transmission properties [1,5,11]. As can be seen from Fig. 2 and Fig. 3, in

this frequency range, both effective permeability and permittivity are negative. So, the structure can be named as a double-negative metamaterial [4]. The reflection of the double-negative structure within this frequency range is quite low. This shows that most of the EM waves penetrate into the double negative composite medium, and we have a certain amount of scattering loss at these frequencies. The reflection of the structure is around unity for the first stop-band region, which suggests that the composite structure acts as an almost perfect mirror for these frequencies.

V. CONCLUSIONS

In summary, we investigated the transmission and reflection properties of the composite metamaterials at microwave frequencies in free space. A transmission amplitude of -0.3 dB per unit cell is achieved throughout the double negative region. To our knowledge, this is the highest transmission characteristics reported for a composite metamaterial structure. Moreover, we observed that the delay time increases very rapidly near the SRR's band edges.

REFERENCES

- [1] D. R. Smith and N. Kroll, "Negative refractive index in left-handed materials," *Phys. Rev. Lett.*, vol. 85, no.14, pp. 2933-2936, October 2000.
- [2] J. B. Pendry, "Negative refraction makes a perfect lens," *Phys. Rev. Lett.*, vol. 85, no. 18, pp. 3966-3969, 30 October 2000.
- [3] R. A. Shelby, D. R. Smith, and S. Schultz, "Experimental verification of a negative refractive index of refraction," *Science*, vol. 292, pp. 77-79, April 2001.
- [4] R. W. Ziolkowski and E. Heyman, "Wave propagation in media having negative permittivity and permeability," *Phys Rev. E*, vol. 64, 056625, pp. 1-15, October 30, 2001.
- [5] M. Bayindir, K. Aydin, E. Ozbay, P. Markos, and C. M. Soukoulis, "Transmission properties of composite metamaterials in free space," *Appl. Phys. Lett.*, vol. 81, no. 1, pp. 120-122, July 1, 2002.
- [6] P. G. Balmaz and O. J. Martin, "Efficient isotropic magnetic resonators," *Appl. Phys. Lett.*, vol. 81, no. 5, pp. 939-941, July 29, 2002.
- [7] V. G. Veselago, "The electrodynamics of substances with simultaneously negative values of ϵ and μ ," *Sov. Phys. Uspekhi*, vol. 10, no. 4, pp. 509-514, Jan-Feb. 1966.
- [8] D. F. Sievenpiper, M. E. Sickmiller, and E. Yablonovitch, "3D wire mesh photonic crystals," *Phys. Rev. Lett.*, vol. 76, no. 14, pp. 2480-2483, April 1, 1996.
- [9] J. B. Pendry, A. J. Holden, W. J. Stewart, and I. Youngs, "Extremely low frequency plasmons in metallic mesostructures," *Phys. Rev. Lett.*, vol. 76, no. 25, pp. 4773-4776, June 17, 1996.
- [10] J. B. Pendry, A. J. Holden, D. J. Robbins, and W. J. Stewart, "Magnetism from conductors and enhanced nonlinear phenomena," *IEEE Trans. Microwave Theory Tech.*, vol. 47, no.11, pp. 2075-2084, November 1999.
- [11] R. A. Shelby, D. R. Smith, S. C. Nemat-Nasser, and S. Schultz, "Microwave transmission through a two-dimensional, isotropic, left-handed metamaterial," *Appl. Phys. Lett.*, vol. 78, no.4, pp. 489-491, January 2001.
- [12] A. L. Pokrovsky and A. L. Efros, "Electrodynamics of metallic photonic crystals and the problem of left-handed materials," *Phys. Rev. Lett.*, vol. 89, no.9, 093901, pp. 1-4, August 26, 2002.



Ekmel Ozbay (M'76–SM'81–F'87) was born on March 25, 1966 in Ankara, Turkey. He received his B.S. degree in electrical engineering from the Middle East Technical University, Ankara, Turkey in 1983. He received his M.S. and Ph. D. degrees from Stanford University in electrical engineering, in 1989 and 1992. During his thesis work, he focused on high speed resonant tunneling and optoelectronic devices. From 1992-1994, he worked as a scientist in DOE Ames national laboratory in Iowa State University in the area of photonic band gap materials. He joined the faculty of physics department of Bilkent University (Ankara, Turkey) in December 1994, where he is currently an associate professor. His research in Bilkent involves photonic crystals, silicon micromachining and high speed optoelectronics. He is the 1997 recipient of the Adolph Lomb Medal of Optical Society of America. He is currently acting as a topical editor in Optics Letters. He has authored or co-authored more than 120 articles in scientific journals, conference proceedings, and books.



Mehmet Bayindir was born in Turkey, in 1975. He received his B. S., M. S., and PhD degrees in physics from the Bilkent University, Ankara, Turkey in 1995, 1997, and 2002, respectively. From 1997-1999, he focused on impurity effects in high-temperature superconductivity, localization in quantum Hall systems, and Bose-Einstein condensation in low-dimensional systems. During his PhD, he has worked with Prof. Ekmel Ozbay on photonic band gap materials, and his works on coupled cavity structures in photonic crystals has drawn considerable amount of interest in the scientific community. His research work resulted in more than 25 Science Citation Index papers in the past 5 years. He was the winner of the Optical Society of America's 2001 New Focus Award. Recently, he joined the photonic band gap group in MIT as a postdoctoral associate.



Ertugrul Cubukcu was born on September 24, 1979 in Kadirli, Turkey. He received his B.S. degree in physics from Bilkent University, Ankara, Turkey in 2001. He has been working with Prof. Ekmel Ozbay on photonic band gap materials and negative index structures. He has authored or co-authored 10 articles in scientific journals, conference proceedings, and books. He is a member of American Physical Society since 1999 and a member of Optical Society of America since 2000.



Koray Aydin was born in Turkey, in 1980. He received his B. S. degree in physics from the Bilkent University, Ankara, Turkey in 2002. During his M. S. thesis work, he focused on investigation of composite metamaterials and negative index structures.